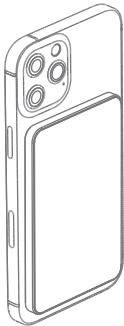


Magnetic Wireless Power Bank

(Operating Instruction)



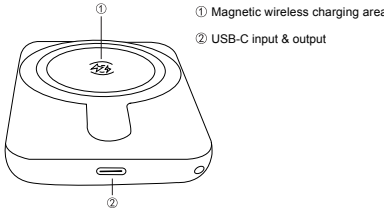
Thank you very much for using this product. Please read this manual carefully before use to avoid product damage caused by improper operation.

Brief Introduction

Designed for convenience and efficiency, this portable charger combines the latest in wireless charging technology with a sleek, magnetic design that ensures a secure attachment to your device. It can attach directly to your iPhone (12 and above) or any other Qi-enabled mobile device with a magnetic phone case or metal ring.

- **Magnetic attachment:** Conveniently sticks to your device.
- **Wireless charging:** Supports Qi technology.
- **5000mAh capacity:** Provides multiple charges.
- **Portable:** Compact and easy to carry.
- **Compatibility:** Works with iPhone 12 and newer, and other Qi-enabled phones with magnetic cases or rings.

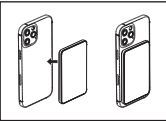
Product Appearance



Operation Instruction


For Magnetic Wireless Charging

- I) iPhone 12 and above.
1. Attach the magnetic wireless charging area of this power bank to the back of the iPhone.
 2. The phone case must be removed if it is too thick.

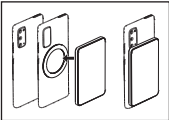


iPhone12 & above

- II) Other Qi-enabled phones
1. Firstly, attach the metal ring to the right place on the phone, or place a Qi magnetic case on the phone.
 2. Attach the magnetic wireless charging area of this power bank to the backside of the phone.



For non-MagSafe Qi-enabled Devices



With Qi Magnetic case

Wireless Charging

- I) For all Qi-enabled phones
- Attach the wireless charging area of this power bank to the right place on the backside of the phone securely.

Charging via cables

- I) Connect your phone to the power bank using its USB-C port.

How do you charge this power bank?


- I) Connect the power bank to a power socket using the USB-C port of the power bank.

Caution

1. Charge the power bank before using it for the first time and after prolonged periods of non-use.
2. A light indicates that your device is charging. If the light goes out before the device is fully charged, the Powerbank must be charged again.

Warning

- The power bank housing should not be opened.
- The charging process should not be performed unattended. A short-circuit or mechanical damage to the internal battery may result in the risk of overheating and fire.
- Keep the power bank away from moisture and major heat sources.
- Keep the power bank out of direct sunlight.
- Do not under any circumstances immerse the power bank in water or other liquids.
- Refrain from using the product if it is damaged.
- Chemical reactions can be triggered by ageing or external influences such as overheating or mechanical stress. The unit must not be used if it is inflated or damaged and must be disposed of properly.



Production Specification

Product Name	Magnetic Wireless Power Bank
Input	5V/3A, 9V/2A,12V/1.5A (USB-C)
Output	5V/3A, 9V/2A,12V/1.6A (USB-C)
Interface	USB-C
Cycle life	>500 times
Working temperature	-20°C to 50°C
Applicable Models	iPhone 12 and above and Other Qi-enabled phones
Product List	Power bank X 1 Charging cable X 1 Instruction X 1 Metal ring X 1

Item Code: 7890WH
PO#: 00022482
Imported to Australia by
NI Concept (003 408 991)

