


15W Wireless Charger

(Operating Instruction)



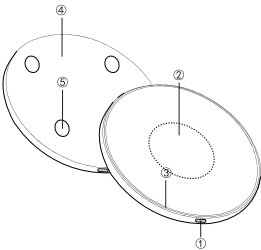
Thank you very much for using this product. Please read this manual carefully before use to avoid product damage caused by improper operation.

Brief Introduction

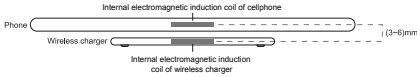
Using Qi wireless charging technology, your Samsung or iPhone or other Qi compatible devices can be automatically identified and quickly charged when placed on the charging pad. The 15W Wireless Fast Charger comes with the following amazing features:

- Slim, compact and portable design
- Intelligent 15W Max Fast charging
- Unique Circle LED indicator light, showing charging status
- Foreign object detection(FOD) built-in
- Silicone anti-skid pads

Product Appearance



- ① Type-C charging port
- ② Charging Zone
- ③ LED Indicator light
- ④ Aluminum shell
- ⑤ Silicone anti-skid pad

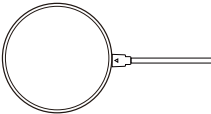


Production Specification

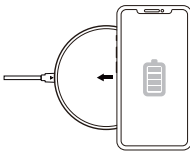
Product Name	Wireless Charger
Input	5V/2A,9V/2A (Pls kindly use QC2.0/QC3.0/PD charger)
Output	5W/7.5W/10W/15W(Max)
Charging Distance	≤ 6mm
Transfer Efficiency	≤ 75 %
Interface	Type-C
Working Temperature	< 50° C
Applicable Models	Compatible with Samsung Galaxy S:22/22+ /22 Ultra/21/21 5G/21+5G,iPhone 14/14 Plus/14 Pro/14 Pro Max/13/13Min/13 Pro and most other Qi compatible devices
Product List	Wireless Charger x1、 Charging Cable x1、 Instruction x1

Operation Instruction

1. Connect the wireless charger to the power. The circle LED indicator light turns green and is ready for charging.



2. When you put a smart device on the charging pad, the circle LED Indicator light will turn to blue breathing light while working and will turn off after the device is full charged.




3. When certain metal objects are placed on the charging pad, it will be detected and the circle LED Indicator light will turn to blue and green flashing light to remind you "foreign object detected".

Note: All devices to be charged must meet Qi standard

Caution

1. Do not press hard or drop the product
2. Do not disassemble or reassemble it.
3. Do not put the charger close to a fire, into a fire, or water.
4. Do not use the charger in high temperature, high humidity or corrosion environments.
5. Do not place the charger close to a magnetic card or any other magnetic resource.
6. Do not put iron objects on the charging pad.
7. Keep the charger away (20cm or farther) from implanted medical devices (for example, pacemakers, implants).
8. Keep the charger away from water or other liquids.
9. Disconnect the charger from the power before cleaning your charger.
10. Do not use the charger as a toy for children.
11. Use the charger at a temperature between 0 ~ 50°C.

This wireless charger uses electromagnetic induction to charge your device. Don't place any metal or magnetic object between your phone and charger that can cause severe overheating or damage your charger and devices. It is highly recommended to remove your phone case before charging.



Item Code: 7891BK
PO#: 00022482
Imported to Australia by
NI Concept (003 408 991)

